








ITCP Registration

Link: <https://pe.gatech.edu/courses/innovation-and-technology-commercialization-professional-itcp#session-details>



















1. The link above is the GTPE webpage of the ITCP course. Scroll down to find session details. Click on the circled arrow to reveal more information of the sessions.

SESSION DETAILS

UPCOMING SESSIONS				^
 FEB 12, 2024 - MAY 15, 2024	 REGISTER BY FEB 12, 2024	 ONLINE	 \$800	
 MAR 27, 2024 - JUN 28, 2024	 REGISTER BY MAR 22, 2024	 ONLINE	 \$800	

2. You can also click on “Session Details” to check on more detailed information of the session.

SESSION DETAILS

UPCOMING SESSIONS				^
 FEB 12, 2024 - MAY 15, 2024	 REGISTER BY FEB 12, 2024	 ONLINE	 \$800	^
 ITEMS TO PURCHASE Not applicable	 FORMAT Online	 CRN 24253		
				
 MAR 27, 2024 - JUN 28, 2024	 REGISTER BY MAR 22, 2024	 ONLINE	 \$800	^
 ITEMS TO PURCHASE Not applicable	 FORMAT Online	 CRN 24348		
				

3. Confirm which session you want to join and click on the corresponding “Register” button



4. A pop up should appear that says, “YOUR CART HAS BEEN UPDATED.” Please proceed by clicking the hyperlink “proceed to your cart” (circled).

YOUR CART HAS BEEN UPDATED



Innovation and Technology Commercialization Professional (ITCP)

has been added to your cart.

Please continue browsing our site or [proceed to your cart.](#)

5. Click “Checkout” on the lower right-hand corner of the page and it will take you to a log in page.
6. Please proceed by clicking on the “Create Attendee Account” if you don’t have a log in. The page should be as shown below.

Create Attendee Account

Log in

Enter Attendee Information Below

E-mail *

The email address you select as part of your account login will be used for password reset emails and other notifications such as registration confirmations and reminders.

These emails can sometimes get filtered into spam or are blocked by an organization's firewall.

To ensure you receive email communications from Georgia Tech Professional Education, we recommend using either a personal email address and/or whitelisting pe.gatech.edu in your email client and in your firewall rules or other security settings (or ask your IT team to do this).

Verify E-mail *

Password *

Password strength:

Confirm password *

Passwords Match:

Provide a password for the new account in both fields.

Legal First Name *

Preferred First Name *

Legal Middle Name

Legal Last Name *

Suffix

- None

Date of Birth *

Please select your date of birth

Month Day Year

Address Type *

- Select a value -

Please select your address type

Country *

United States

Address 1 *

Address 2

City *

State *

- Select -

ZIP code *

Organization Name

30 character limit.

Job Title

30 character limit.

Nation of Citizenship *

- Select a value -

I am also a US Permanent Resident ("Green Card Holder")

US SSN

XXX-XX-XXXX
Last 4 digits only.

Gender

N/A

Phone Type *

- Select a value -

Area Code *

Digits Only - no spaces or characters

Phone Number *

Digits Only - no spaces or characters

Create Attendee Account

Programs

Browse by Subject
Courses
Certificates
Degrees
Military Programs
ESL

Event Services

Virtual & Hybrid Events
Global Learning Center
Savannah Facilities
Academic Conferences

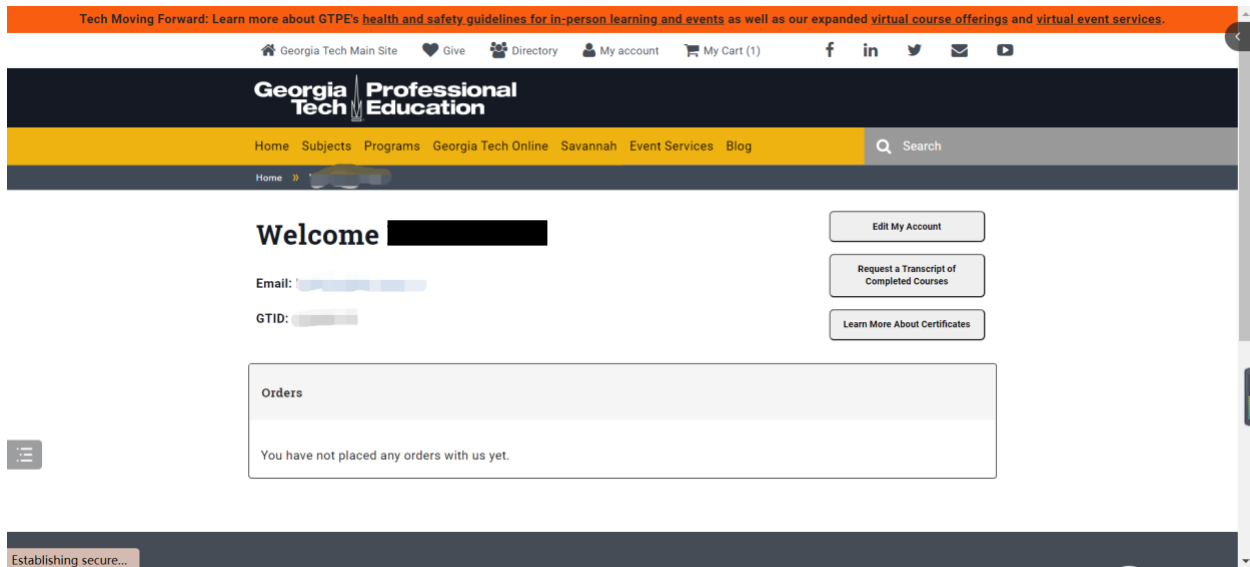
About Us

Executive Leadership
Leadership Searches
Impact Reports
Savannah Campus
The Language Institute
Accreditation

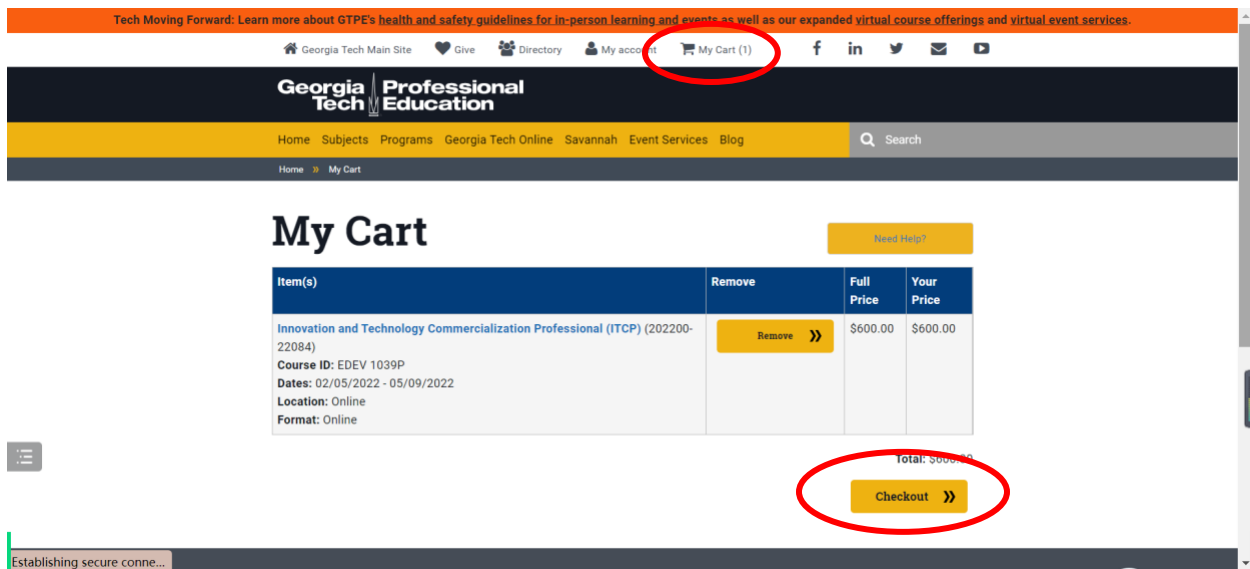
Visit Us

84 5th St NW, Atlanta, GA

7. Once you created an account, it will take to a page similar to the one below:



8. Please make a note of your GTID and click on the grey “My Cart” (circled) tab on the upper right-hand of the page. This will take you back to the page shown below:



9. Click on “Checkout” again.

10. Click on “Continue to next page”.

Georgia Tech Main Site Give Directory My account My Cart (1) f in t e y

Georgia Tech Professional Education

Home Subjects Programs Georgia Tech Online Savannah Event Services Blog Q Search

Home Checkout

Checkout

[Need Help?](#)

Item(s)	Full Price	Your Price
Innovation and Technology Commercialization Professional (ITCP) (202200-22084) Course ID: EDEV 1039P Dates: 02/05/2022 - 05/09/2022 Location: Online Format: Online	\$600.00	\$600.00
Order total	\$600.00	

Coupon Code [Apply coupon >>](#)

Enter your coupon code here.
Only one coupon code allowed.

[Continue to next step >>](#) [Cancel](#)

11. Select payment, fill out billing information, and other necessary information. Click on “Continue to next page”.

Georgia Tech Main Site Give Directory My account My Cart (1) f in t e y

Georgia Tech Professional Education

Home Subjects Programs Georgia Tech Online Savannah Event Services Blog Q Search

All Online Offerings

Online Courses

Massive Open Online Courses (MOOCs) [Need Help?](#)

Item(s)	Full Price	Your Price
Innovation and Technology Commercialization Professional (ITCP) (202200-22084) Course ID: EDEV 1039P Dates: 02/05/2022 - 05/09/2022 Location: Online Format: Online	\$600.00	\$600.00
Order total	\$600.00	

Account information

Customer Name
[Redacted] Liu

Address
[Redacted] Beijing,

Company Name

Company Name
None Provided

- Electronic Check Information**
- We suggest using the e-check option only with personal checking accounts.
 - Corporate accounts generally fail when the bank receives the transaction from our payment processor and could result in a returned check fee assessed to your Georgia Tech account.
 - Corporate customers who wish to pay by check should use the Company Purchase Order payment option.

Payment

Credit Card or Electronic Check

Company Purchase Order

Billing information

Country
China

Full name

Address 1
Greenland Free Trade Area, No.4 Jinh

Address 2

City **State** **ZIP code**

Beijing -None- _____

Terms of Service

I have read and understand the [Terms of Service](#) for doing business with Georgia Tech Professional Education.

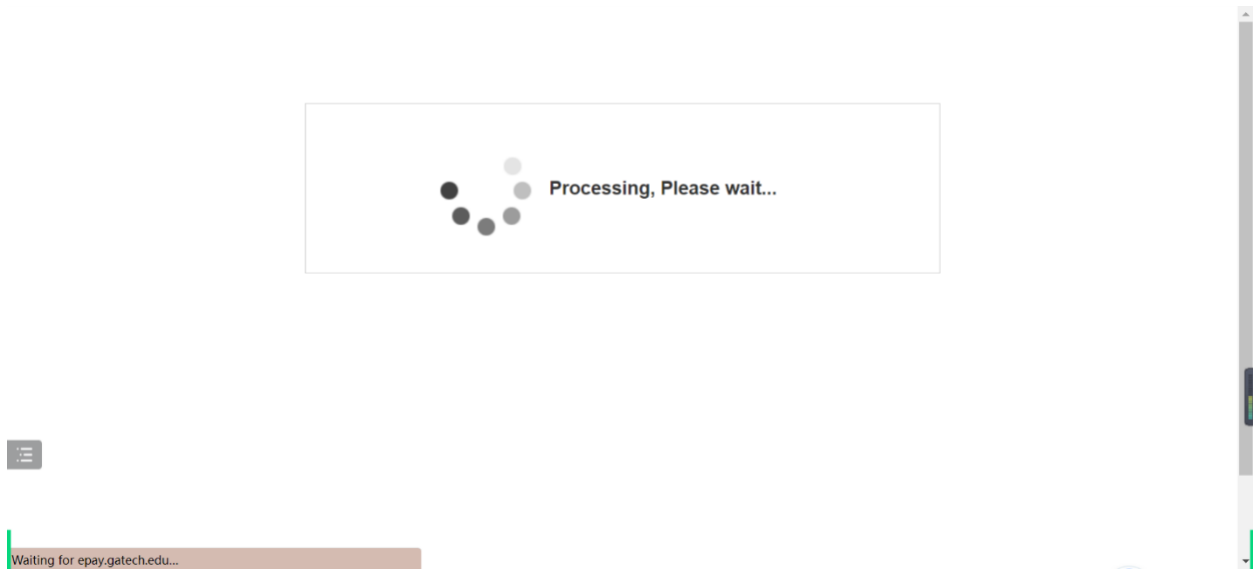
Pay special attention to the withdrawal, refund, and payment policies.

I agree with the Terms of Service *

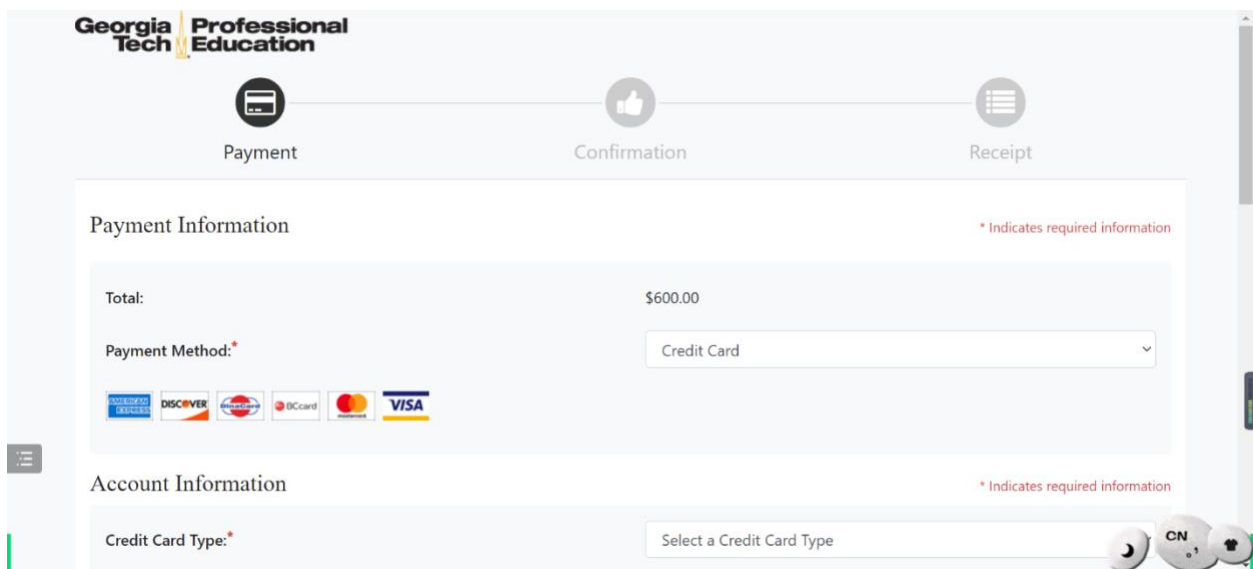
[Continue to next step >>](#)

[Go back](#)

12. Give it a few moments to process.



13. Next, you will be directed to the payment page as shown below. Please fill in the necessary information and click “Continue” on the lower right-hand corner.



Credit Card Type:*

Select a Credit Card Type

Account Number:*

Please input the bank card number

Expiration Date:*

02

2022

Security Code:*

[View Example](#)

Name on Card:*

Liu

Billing Information

* Indicates required information

Street Address 1:*

No.4 Jinhang West Road

Street Address 2:

Street Address 3:

Street Address 4:

Street Address 4:

City:*

Beijing

State/Province:*

Postal Code:*

100000

Country:*

China

Contact Information

* Indicates required information

Email:*

Day Phone:

(555) 555-5555

Cancel

Continue

14. Confirm your information and click “Continue” again to complete your payment.

Georgia Tech Professional Education

Payment Confirmation Receipt

Confirmation

Amount:	\$600.00
Date and Time:	2/10/22 1:26 AM
Name on Card:	██████ Liu
Account Number:	xxxxxxx0301

Back Cancel **Continue**

15. You can print receipt or click to finish.

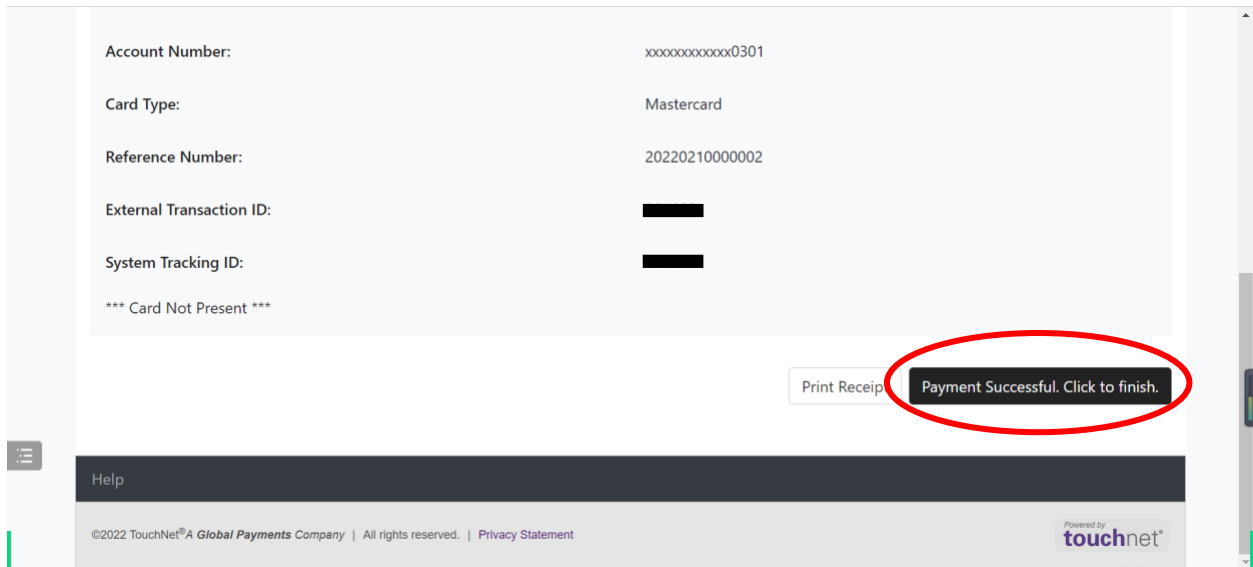
Georgia Tech Professional Education

Payment Confirmation Receipt

Thank you! This is your receipt.

Thank you. Please print this receipt for your records. Click the button below to finish your transaction. Do not use your browser's Back button or close this window.

Amount:	\$600.00
Total:	\$600.00
Date and Time:	2/10/22 1:26 AM
Name on Card:	██████ Liu
Account Number:	xxxxxxx0301



16. Congratulations! You are registered for the ITCP course. Please read the next steps. The confirmation email may take longer than we expect. It shows the link to activate your GT account to log in Canvas, the learning platform. We have also prepared the tutorial for account activation. Thank you for your patience!

