

# Registro ITCP

Enlace: <https://pe.gatech.edu/courses/innovation-and-technology-commercialization-professional-itcp#session-details>





















1. El enlace que aparece arriba es la dirección de la web GTPE (Georgia Tech Professional Education) del curso ITCP. Desplácese hacia abajo para conocer los detalles de la sesión. Haga click en las flechas resaltadas por un círculo rojo para obtener información sobre las sesiones.

## SESSION DETAILS

UPCOMING SESSIONS					^
 FEB 12, 2024 - MAY 15, 2024	 REGISTER BY FEB 12, 2024	 ONLINE	 \$800		
 MAR 27, 2024 - JUN 28, 2024	 REGISTER BY MAR 22, 2024	 ONLINE	 \$800		

2. También puede hacer clic en "Session Details" para consultar información más detallada de la sesión.

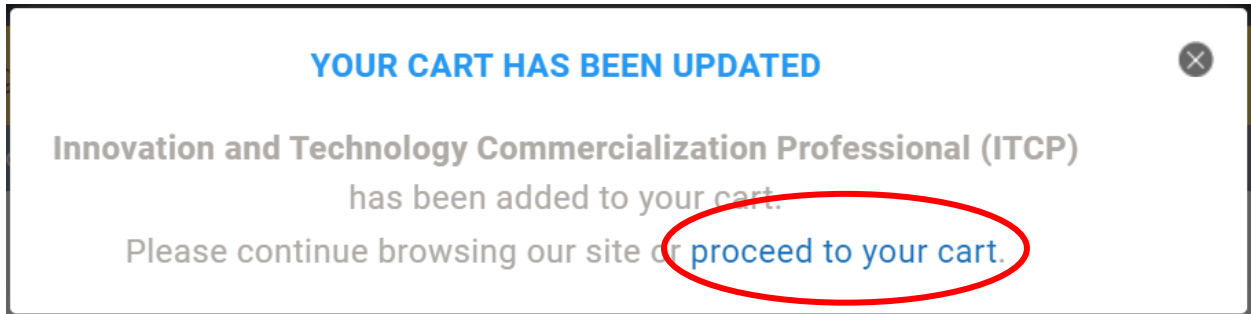
## SESSION DETAILS

UPCOMING SESSIONS					^
 FEB 12, 2024 - MAY 15, 2024	 REGISTER BY FEB 12, 2024	 ONLINE	 \$800		
 ITEMS TO PURCHASE Not applicable	 FORMAT Online	 CRN 24253			
 Session Details >	 Register >				
 MAR 27, 2024 - JUN 28, 2024	 REGISTER BY MAR 22, 2024	 ONLINE	 \$800		
 ITEMS TO PURCHASE Not applicable	 FORMAT Online	 CRN 24348			
 Session Details >	 Register >				

3. Confirme a cuál sesión desea unirse y haga click en el botón con la palabra "Register".



4. Debe aparecer una ventana emergente con la frase “YOUR CART HAS BEEN UPDATED.” Por favor, proceda a hacer click en el enlace “proceed to your cart” (resaltado dentro del círculo).



5. Haga click en “Checkout” ubicado en la esquina inferior derecha de la página, lo cual le llevará a un inicio de sesión.
6. Por favor, proceda a hacer click en “Create Attendee Account” si usted no ha iniciado sesión. La página debe verse como la imagen que aparece a continuación.

Create Attendee Account

Log in

### Enter Attendee Information Below

E-mail \*

The email address you select as part of your account login will be used for password reset emails and other notifications such as registration confirmations and reminders.

These emails can sometimes get filtered into spam or are blocked by an organization's firewall.

To ensure you receive email communications from Georgia Tech Professional Education, we recommend using either a personal email address and/or whitelisting [pe.gatech.edu](mailto:pe.gatech.edu) in your email client and in your firewall rules or other security settings (or ask your IT team to do this).

Verify E-mail \*

Password \*

Password strength:

Confirm password \*

Passwords Match:

Provide a password for the new account in both fields.

Legal First Name \*

Preferred First Name \*

Legal Middle Name

Legal Last Name \*

Suffix

- None

Date of Birth \*

Please select your date of birth

Month Day Year

Address Type \*

- Select a value -

Please select your address type

Country \*

United States

Address 1 \*

Address 2

City \*

State \*

- Select -

ZIP code \*

Organization Name

30 character limit.

Job Title

30 character limit.

Nation of Citizenship \*

- Select a value -

I am also a US Permanent Resident ("Green Card Holder")

US SSN

XXX-XX-XXXX  
Last 4 digits only.

Gender

N/A

Phone Type \*

- Select a value -

Area Code \*

Digits Only - no spaces or characters

Phone Number \*

Digits Only - no spaces or characters

Create Attendee Account

#### Programs

Browse by Subject  
Courses  
Certificates  
Degrees  
Military Programs  
ESL

#### Event Services

Virtual & Hybrid Events  
Global Learning Center  
Savannah Facilities  
Academic Conferences

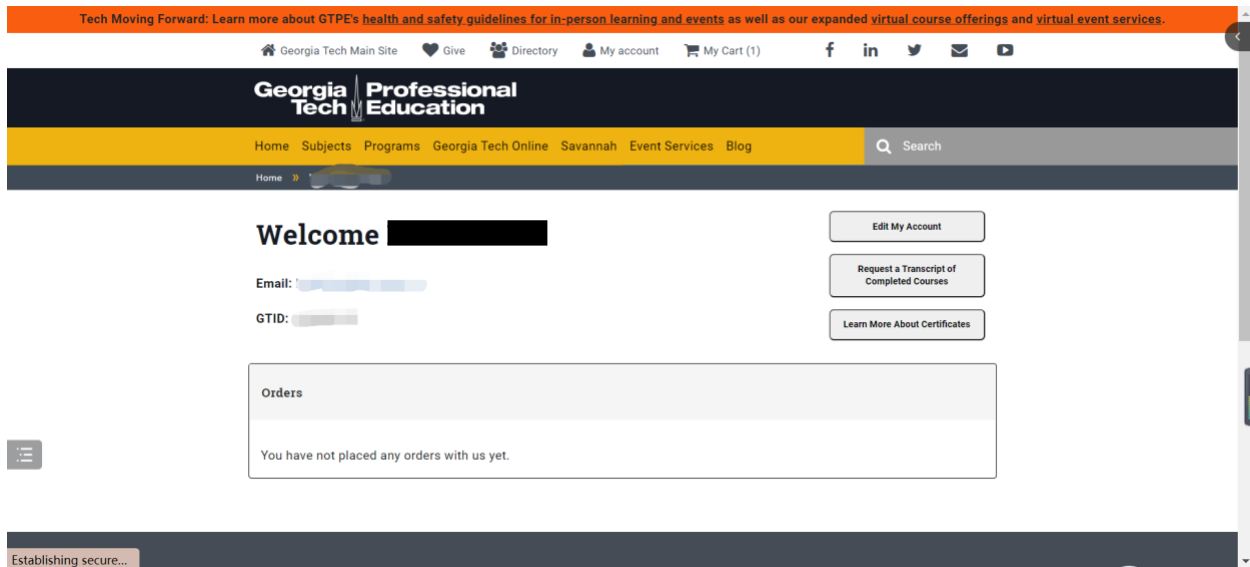
#### About Us

Executive Leadership  
Leadership Searches  
Impact Reports  
Savannah Campus  
The Language Institute  
Accreditation

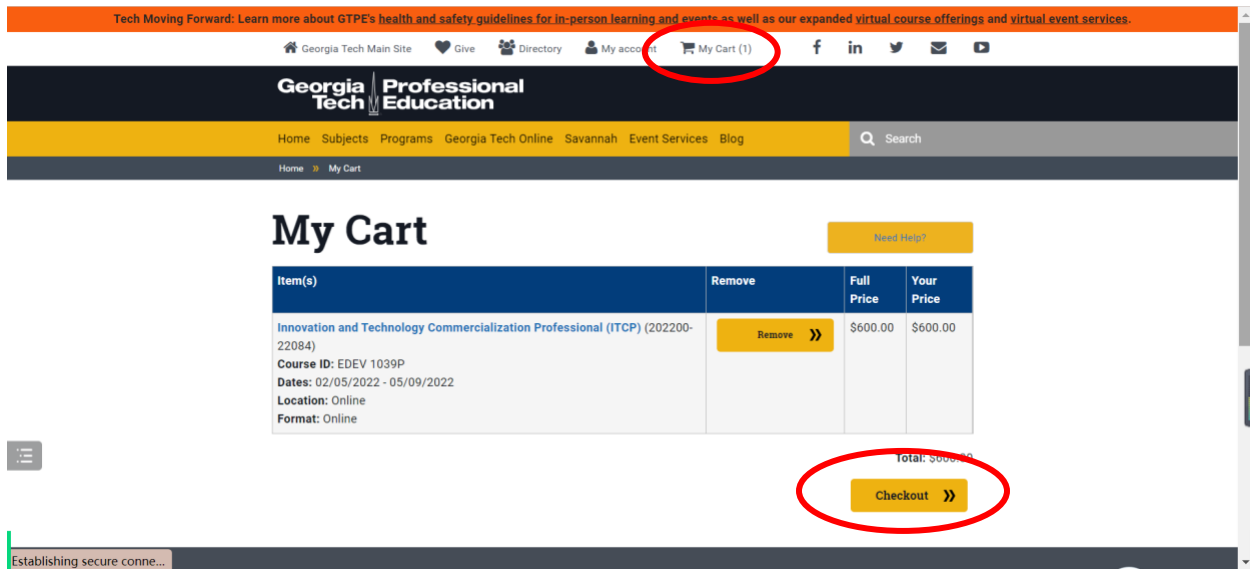
#### Visit Us

84 5th St NW, Atlanta, GA

7. Una vez creada la cuenta, aparecerá una nueva página como la imagen que se muestra debajo:



8. Por favor, tome nota de su GTID y haga click en “My Cart”, lo cual aparece escrito en gris y resaltado dentro de un círculo rojo en la esquina superior derecha de la página (vea la imagen a continuación). Esta acción le llevará de regreso a la página que se muestra debajo:



9. Haga click en “Checkout” nuevamente.

10. Haga click en “Continue to next page”.

Georgia Tech Main Site Give Directory My account My Cart (1) f in t e y

**Georgia Tech Professional Education**

Home Subjects Programs Georgia Tech Online Savannah Event Services Blog Q Search

Home Checkout

# Checkout

[Need Help?](#)

Item(s)	Full Price	Your Price
Innovation and Technology Commercialization Professional (ITCP) (202200-22084) Course ID: EDEV 1039P Dates: 02/05/2022 - 05/09/2022 Location: Online Format: Online	\$600.00	\$600.00
<b>Order total</b>	<b>\$600.00</b>	

Coupon Code  [Apply coupon >>](#)

Enter your coupon code here.  
Only one coupon code allowed.

[Continue to next step >>](#) [Cancel](#)

11. Seleccione el método de pago, proporcione la información solicitada en la factura y haga click en “Continue to next page”.

Georgia Tech Main Site Give Directory My account My Cart (1) f in t e y

**Georgia Tech Professional Education**

Home Subjects Programs Georgia Tech Online Savannah Event Services Blog Q Search

All Online Offerings

Online Courses

Massive Open Online Courses (MOOCs) [Need Help?](#)

Item(s)	Full Price	Your Price
Innovation and Technology Commercialization Professional (ITCP) (202200-22084) Course ID: EDEV 1039P Dates: 02/05/2022 - 05/09/2022 Location: Online Format: Online	\$600.00	\$600.00
<b>Order total</b>	<b>\$600.00</b>	

**Account information**

Customer Name  
[Redacted] Liu

Address  
[Redacted] Beijing,

Company Name

**Company Name**  
None Provided

**Electronic Check Information**

- We suggest using the e-check option only with personal checking accounts.
- Corporate accounts generally fail when the bank receives the transaction from our payment processor and could result in a returned check fee assessed to your Georgia Tech account.
- Corporate customers who wish to pay by check should use the Company Purchase Order payment option.

**Payment**

Credit Card or Electronic Check

Company Purchase Order

**Billing information**

**Country**  
China

**Full name**  
\_\_\_\_\_

**Address 1**  
Greenland Free Trade Area, No.4 Jinh

**Address 2**  
\_\_\_\_\_

**City**  **State**  **ZIP code**


**Terms of Service**

I have read and understand the [Terms of Service](#) for doing business with Georgia Tech Professional Education.

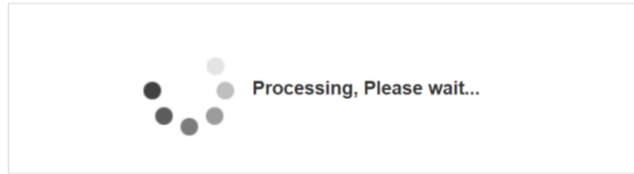
Pay special attention to the withdrawal, refund, and payment policies.

I agree with the Terms of Service \*

[Continue to next step >>](#) [Go back](#)

<b>Programs</b> Browse by Subject Courses Certificates Degrees Military Programs ESL Georgia Tech Online Train at Your Location	<b>Event Services</b> Virtual & Hybrid Events Global Learning Center Savannah Facilities Academic Conferences	<b>About Us</b> Executive Leadership Leadership Searches Impact Reports Savannah Campus The Language Institute Accreditation Contact Us FAQs	<b>Visit Us</b>  84 5th St NW, Atlanta, GA 30308 Get Directions Phone: 404-385-3500
---------------------------------------------------------------------------------------------------------------------------------------------------------	---------------------------------------------------------------------------------------------------------------------------	----------------------------------------------------------------------------------------------------------------------------------------------------------------------	-----------------------------------------------------------------------------------------------------------------------------------------------------------------------------------------

12. Espere unos minutos mientras se procesa la información.



Waiting for epay.gatech.edu...

13. Luego aparecerá la página de pago como se muestra a continuación. Por favor, llene los campos con la información solicitada y haga click en “Continue” en la esquina inferior derecha de la página.

The image shows a payment page for Georgia Tech Professional Education. At the top left is the logo "Georgia Tech Professional Education". Below the logo is a progress bar with three steps: "Payment" (active), "Confirmation", and "Receipt". The "Payment Information" section includes a "Total" of \$600.00 and a "Payment Method" dropdown menu set to "Credit Card". Below the dropdown are logos for American Express, Discover, BCard, Mastercard, and Visa. The "Account Information" section has a "Credit Card Type" dropdown menu set to "Select a Credit Card Type". A red asterisk indicates required information. In the bottom right corner, there are icons for a moon, a user profile, and a home button.

Credit Card Type: \*

Account Number: \*

Expiration Date: \*

Security Code: \*

[View Example](#)

Name on Card: \*

**Billing Information** \* Indicates required information

Street Address 1: \*

Street Address 2:

Street Address 3:

Street Address 4:

Street Address 4:

City: \*

State/Province: \*

Postal Code: \*

Country: \*

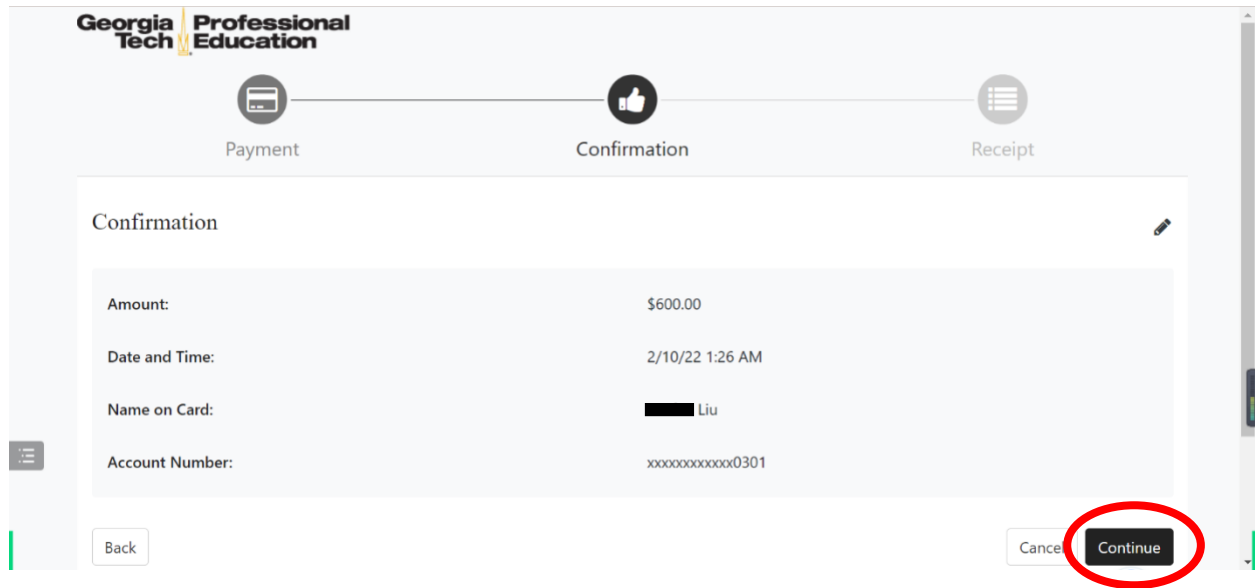
**Contact Information** \* Indicates required information

Email: \*

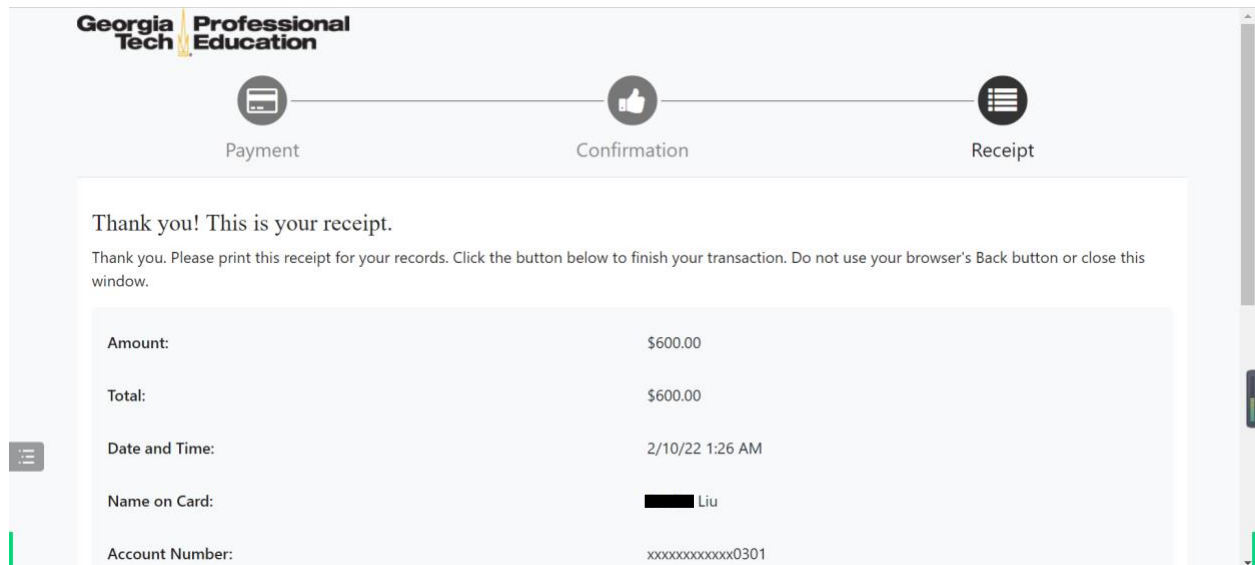
Day Phone:

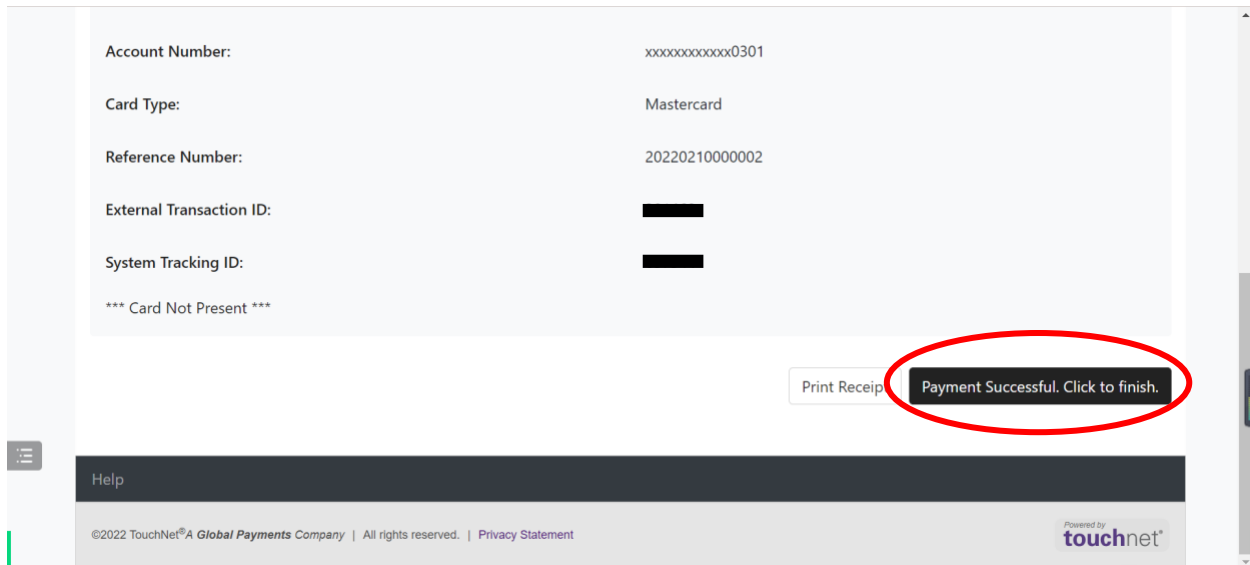
14. Confirme su información y haga click en “Continue” nuevamente para completar su pago.





15. Puede imprimir el recibo o hacer clic para finalizar.





16. ¡Felicidades! Ha completado su registro para el curso ITCP. Por favor, lea los siguientes pasos. El correo electrónico de confirmación puede tardar más de lo esperado. Allí se le proporcionará el enlace de activación de su cuenta de GT, con lo que podrá iniciar sesión en Canvas, la plataforma de aprendizaje del instituto. También hemos preparado un tutorial para facilitar la activación de cuenta. ¡Gracias por su paciencia!

