

PORT 1001
Elementary Portuguese I

Syllabus

Summer 2020



Vamos aprender o português falado no Brasil!

Mondays, Tuesdays, Wednesdays & Thursdays
 10:10-11:00 a.m.

Professora Caroline de Azevedo Machado

Mondays & Wednesdays
9:00-10:00 a.m.
By appointment

Savant 307D

cmachado8@gatech.edu



DESCRIPTION

This course is an **introduction** to Portuguese with an emphasis on the Portuguese spoken in Brazil. Grammatical structures and vocabulary are presented as a means to effective communication, while extensive culture-based sections create authentic and meaningful environments for skill-building and use in each area: listening, speaking, reading and writing.

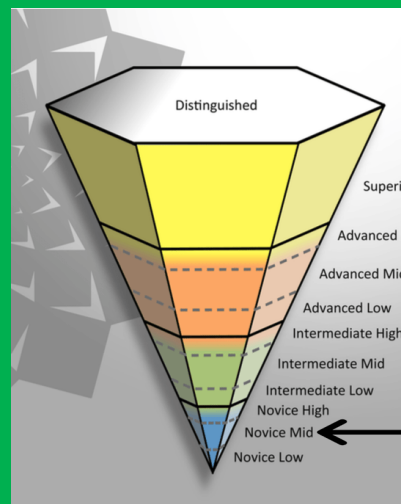


Rather than being a passive consumer of material, you are actively involved in your own learning process.



PRE-REQUISITES

None. Native or heritage speakers are not allowed.






REQUIRED MATERIALS

- *Ponto de Encontro: Portuguese as a World Language*. by Anna M. Klobucka et al., 2nd ed., with access to MyPortugueseLab.
- [Cominga.me](https://cominga.me) for verb conjugations.
- Quizlet: <https://quizlet.com/join/vMdxKKvtA>



RECOMMENDED

- A good Portuguese-English dictionary – online ([Michaelis](#)), digital or print.



▲ Use your Georgia Tech email to register in MyPortugueseLab (MPL) [here](#). Course code: CRSKLU4-781326

▲ Perform the MPL browser tune-up immediately, and any time you start to experience problems.



LEARNING OBJECTIVES

Based on the *Standards for Foreign Language Learning in the 21st Century*, also known as the 5 Cs, you will be able to:

- ✓ communicate in Portuguese at a novice-mid level;
- ✓ gain knowledge and understanding of cultures of the Lusophone (Portuguese-speaking) world, with an emphasis on Brazil;
- ✓ connect with other disciplines and acquiring new information using the target language;
- ✓ develop awareness of similarities and differences (comparisons) among language and culture systems around the world; and
- ✓ use Portuguese to participate in communities at home and around the world.



GUIDELINES FOR SUCCESS



PREPARATION

You **read** all required material **in advance** and come fully **prepared** to class.



ASSIGNMENTS

You submit **MPL activities** in time and don't miss any **in-class assessments**.



PARTICIPATION

You actively **participate** in class, **collaborate** with others and keep a **respectful** attitude at all times.

▲ ANY other technological problems with MPL should be handled by contacting Pearson tech support **AT THE FIRST SIGN OF TROUBLE**. The 'chat' feature is the fastest way to get help and the easiest way to document communication with Pearson.

▲ Also, be sure to **DOCUMENT** any trouble you are having with MPL by taking screen shots or video of your computer screen to show the issue as you experienced it.

▲ You must provide the Pearson incident report number, the transcript of your chat/phone conversation with Pearson, and your screen shots or video within 24 hours of the problem. Otherwise, no action will be taken!

▲ Portuguese is the language of the classroom, and you should use the language skills you have (and other skills like gesturing, drawing, etc.) to communicate in Portuguese from the time you arrive to the time you leave.



GRADING COMPONENTS

⚠ Preparation documents, rubrics, and study guides are all available on Canvas/iCollege.



ATTENDANCE & PARTICIPATION (10%)

In order to learn and effectively communicate in Portuguese, you must be in class. Therefore, attendance is mandatory and will be recorded daily on Canvas/iCollege. You will be allowed three (3) unexcused absences, after which one percentage point per absence will be deducted from your final grade. Exceptions to this rule will only apply in case of [Georgia Tech official events](#), religious holidays, [illness and personal emergencies](#). In such cases, you must provide the relevant documentation within one week of the absence day, according to the Institute's regulations (see links above). Three tardies or early departures will count as one absence. Active class participation will be assessed through Canvas/iCollege discussion boards.



PREPARATION & HOMEWORK (20%)



You must complete the grammar and vocabulary activities assigned in **MyPortugueseLab (MPL)** to be able to practice in the classroom. These exercises are always due the day before class by 11:59 PM, after which time all activities undone will automatically receive a zero (0), except ONLY for those assignments missed due to an excused absence. Check the MPL calendar regularly so that you can always submit your assignments in time.



ORAL ASSIGNMENTS (10%)

There will be two Effective Communication Assessments (ECA). Students will record themselves responding to questions about topics discussed in class. The instructor will evaluate the activity through a rubric posted on Canvas.



ONLINE QUIZZES (20%)

In order to periodically assess your learning of the material, there will be five online quizzes, at the end of each chapter, administered through Canvas/iCollege. While you will be allowed to use your class notes to help you complete the quizzes, you will not be able to access online materials or your e-book. The quizzes are timed.



WRITTEN ASSIGNMENTS (10%)

You will write 2 mini-compositions based on topics related to chapter themes and objectives. You will spend time reading the prompt and brainstorming ideas (pre-writing), writing your text based on a problem-solving task, and editing your text (post-writing).



EXAMS (30%)

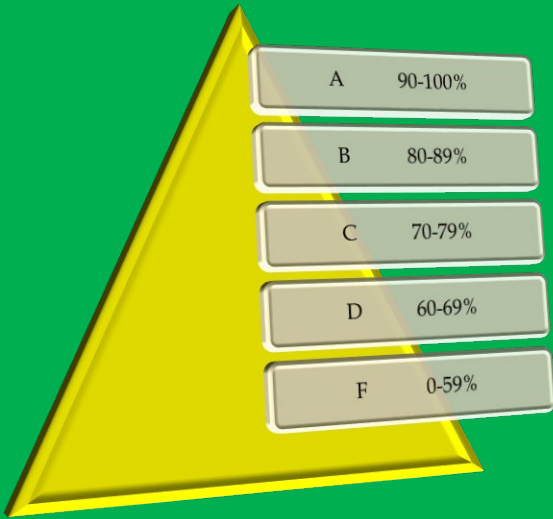
There will be two online written exams, a midterm (10%) and a final (20%). Both exams will be given through Canvas/iCollege. The goal of the exams is to assess your ability to assimilate what you have learned about Portuguese language (vocabulary and grammar) and culture. You are also expected to critically respond to and analyze the topics covered in class and in the texts. Tests will consist of writing, listening, and reading sections in which your overall knowledge of the course material is evaluated.

Grade Breakdown



- Attendance & Participation
- Preparation & Homework
- Oral assignments
- Online Quizzes
- Written assignments
- Exams

 GRADE SCALE



CLASS POLICIES



CELL PHONES, LAPTOPS, AND RELATED TECHNOLOGY

Use of portable technology during class time is **not permitted** except for in-class activities that require Internet access. Please leave your laptop in your bag, turn off your cell phone, and resist the urge to text your mom!



FOOD AND DRINKS IN THE CLASSROOM

Food is **not allowed** in the classroom except for special events prior arrangement has been made with the course instructor. Upon approval for food use, it is your responsibility to assure that the food material is disposed of properly. Drinks must be in a **covered**, twist off top container.



MAKE-UP POLICY

Any work or assessment missed due to **excused** absences will be handled on a case-by-case basis. **Assignments may not be made up due to unexcused absences. Late work is not accepted.**

GENERAL POLICIES



ACADEMIC INTEGRITY

Georgia Tech aims to cultivate a community based on trust, academic integrity, and honor. Students are expected to act according to the highest ethical standards. For information on Georgia Tech's Academic [Honor Code](#). Any student suspected of cheating or plagiarizing on a quiz, exam, or assignment will be reported to the Office of Student Integrity, who will investigate the incident and identify the appropriate penalty for violations.



ACCOMMODATIONS FOR STUDENTS WITH DISABILITIES

If you are a student with learning needs that require special accommodation, contact the [Office of Disability Services](#) at (404)894-2563 as soon as possible to make an appointment to discuss your special needs and to obtain an accommodations letter. Please also e-mail me as soon as possible in order to set up a time to discuss your learning needs.



STUDENT-FACULTY EXPECTATIONS AGREEMENT

At Georgia Tech we believe that it is important to strive for an atmosphere of mutual respect, acknowledgement, and responsibility between faculty members and the student body. See for an articulation of some [basic expectations](#) that you can have of me and that I have of you. In the end, simple respect for knowledge, hard work, and cordial interactions will help build the environment we seek. Therefore, I encourage you to remain committed to the ideals of Georgia Tech while in this class.



GRIEVANCE PROCEDURES

These [procedures](#) are intended to provide students at Georgia Tech a means for setting forth grievances relating to academic matters, intellectual diversity, and grade disputes when they believe that an instructor has acted unfairly or improperly in assignment of grades.



CAMPUS RESOURCES

Check out these student [resources](#) that might help you succeed in any class (e.g. The Center for Academic Success, The Counseling Center, The Division of Student Life, Women's Resource Center, etc.)



CALENDÁRIO

(This is a **tentative** calendar. Any required adjustments will be announced on Canvas.)

Semana 1

Objetivos: Introduce oneself and others. Greet people and saying goodbye. Identify and describe people and places. Talk about the location of classroom objects. Talk about numbers. Express dates. Tell the time.

11 de maio	Lição Primeiros passos: Apresentação do curso; apresentações (5), saudações (6), despedidas (7), Expressões de cortesia (8)
12 de maio	Lição Primeiros passos: Expressões úteis na sala de aula (22-3), O alfabeto (10)
13 de maio	Lição Primeiros passos: Identificação e descrição de pessoas (11), Cognatos (12), O que há na sala de aula (13), onde é que está? (14)
14 de maio	Lição Primeiros passos: Os números 0-99 (16), os meses do ano e os dias da semana (18), As horas (20) Quiz #1: Primeiros Passos (Canvas)

Semana 2

Objetivos: Ask for and provide information. Express needs, likes and dislikes. Talk about daily activities. Research information and write simple notes and letters. Ask about prices. Specify gender/number agreement. Ask about and express location. Express state of being. Ask and answer questions.

18 de maio	Lição 1: reading and guessing for meaning “Os estudantes e os cursos” (30-31); disciplinas (66) (see list at end of chapter), A vida dos estudantes -na biblioteca (33);- nos fins de semana (33); - na livraria (34); - na universidade (35)
19 de maio	Lição 1: Talking about people: subject pronouns (37), Talking about academic life and daily occurrences (39) (Present tense of regular -AR verbs), A vida universitária (42). Specifying gender and number (43) (Articles and nouns)
20 de maio	Lição 1: Combining words: contractions of <i>a</i> , <i>de</i> , and <i>em</i> with articles (46). Expressing location and states of being (49) (Present tense of <i>estar</i>)
21 de maio	Lição 1: Asking and answering questions (50) (Interrogative words), Mais um passo: Verbos -er -ir regulares (55), <i>Horizontes</i> (64) (São Paulo e o Rio de Janeiro) Quiz #2: Lição 1 (Canvas)

Semana 3

Objetivos: Ask about and describe persons, animals, places, and things. Express nationality and place of origin. Express inherent and changeable qualities. Express possession. Discuss activities and make future plans. Express where and when events take place.

25 de maio	Lição 2: Meus amigos e eu (70-71); Colors and other descriptive words (72-75); Describing people, places, and things (77) (Adjectives)
26 de maio	Lição 2: Identifying and describing ... Present tense of <i>ser</i> (82); Expressing inherent qualities and changeable conditions (83) (<i>Ser</i> and <i>estar</i> with adjectives).
27 de maio	Lição 2: Expressing ownership (90) (Possessive adjectives); <i>Mais um passo</i> (93) (some idiomatic expressions with <i>estar</i>)
28 de maio	Lição 2: Correio Sentimental (97), Passaporte (99); <i>Horizontes</i> (O Sudeste e o Sul do Brasil) (104); Review for Midterm Quiz #3 Lição 2 (Canvas) MIDTERM EXAM ONLINE (Canvas)

Semana 4

Objetivos: Talk about arts and entertainment. Retrieve information through a phone call. Express future plans. Order food in a restaurant. Describe possessions and conditions

1º de junho	Lição 3: À primeira vista (110); Uma conversa por telefone, (111). Lição 3: A comida Lição 3: Talking about daily life (Present tense of regular -ER and -IR verbs) (119)
2 de junho	Lição 3: Expressing movement (Present tense of <i>ir</i>); Expressing future actions (Present tense of <i>ir</i> + infinitive) (125)
3 de junho	Lição 3: Expressing age, possession, and obligation (<i>ter</i> and <i>ter que</i> + infinitive) (128)
4 de junho	Lição 3: Talking about quantity (Numbers above 100) (132); <i>Mais um passo: Por e para</i> ; <i>Horizontes</i> (O Nordeste do Brasil) (146) Quiz #4 Lição 3 (Canvas)

Semana 5

Objetivos: Discuss and compare families. Express opinions, discuss obligations, preferences & routine activities. Express preferences and feelings. Talk about past events.

8 de junho	Lição 4: Paulo fala da sua família. (152); O que é que os parentes fazem? Árvore genealógica (155); Expressing opinions, plans, preferences.
9 de junho	Lição 4: Present tense of stem-changing verbs (157); Expressing when, where, or how an action occurs (Adverbs) (163); Talking about daily activities (Present tense of <i>fazer, dizer, trazer, sair, and pôr</i>) (165)
10 de junho	Lição 4: Expressing how long something has been going on (Faz/Há with expressions of time) (169); Mais um passo (The preterit tenses of regular verbs and of <i>ir</i>) (173)
11 de junho	Lição 4: <i>Horizontes</i> (O Norte do Brasil e o Amazonas) (183) Quiz #5 Lição 4 (Canvas)
16 de junho	FINAL EXAM ONLINE (CANVAS) 