

PORT 1002
Elementary Portuguese II

Syllabus

Summer 2020



Vamos aprender o português falado no Brasil!



Mondays, Tuesdays, Wednesdays & Thursdays



8:00-8:50 a.m.



Swann 320



Professora Caroline de Azevedo Machado



Mondays & Wednesdays

9:00-10:00 a.m.

By appointment



Swann



DESCRIPTION

This course is a sequence to PORT 1803 with emphasis on Brazilian Portuguese. Grammatical structures and vocabulary are presented as a means to effective communication, while extensive culture-based sections create authentic and meaningful environments for skill-building and use in each area: listening, speaking, reading and writing.

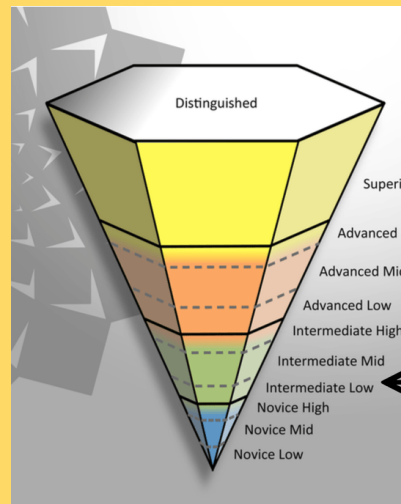


⚠ Rather than being a passive consumer of material, you are actively involved in your own learning process.



PRE-REQUISITES

None. Native or heritage speakers are not allowed.




Goal



REQUIRED MATERIALS

- *Ponto de Encontro: Portuguese as a World Language*. by Anna M. Klobucka et al., 2nd ed., with access to MyPortugueseLab.
- [Conjuga-me](#) for verb conjugations.
- Quizlet: <https://quizlet.com/join/dr6T5bCPm>



▲ Use your Georgia Tech email to register in MyPortugueseLab (MPL) [here](#). Course code: CRSKLUE-781616



RECOMMENDED

- A good Portuguese-English dictionary – online ([Michaelis](#)), digital or print.

▲ Perform the MPL browser tune-up immediately, and any time you start to experience problems.



LEARNING OBJECTIVES

Based on the *Standards for Foreign Language Learning in the 21st Century*, also known as the 5 Cs, you will be able to:

- ✓ communicate in Portuguese at a novice-mid level;
- ✓ gain knowledge and understanding of cultures of the Lusophone (Portuguese-speaking) world, with an emphasis on Brazil;
- ✓ connect with other disciplines and acquiring new information using the target language;
- ✓ develop awareness of similarities and differences (comparisons) among language and culture systems around the world; and
- ✓ use Portuguese to participate in communities at home and around the world.



GUIDELINES FOR SUCCESS



PREPARATION

You **read** all required material **in advance** and come fully **prepared** to class.



ASSIGNMENTS

You submit **MPL activities** in time and don't miss any **in-class assessments**.



PARTICIPATION

You actively **participate** in class, **collaborate** with others and keep a **respectful** attitude at all times.

▲ ANY other technological problems with MPL should be handled by contacting Pearson tech support **AT THE FIRST SIGN OF TROUBLE**. The 'chat' feature is the fastest way to get help and the easiest way to document communication with Pearson.

▲ Also, be sure to **DOCUMENT** any trouble you are having with MPL by taking screen shots or video of your computer screen to show the issue as you experienced it.

▲ You must provide the Pearson incident report number, the transcript of your chat/phone conversation with Pearson, and your screen shots or video within 24 hours of the problem. Otherwise, no action will be taken!

▲ Portuguese is the language of the classroom, and you should use the language skills you have (and other skills like gesturing, drawing, etc.) to communicate in Portuguese from the time you arrive to the time you leave.



GRADING COMPONENTS

⚠ Preparation documents, rubrics, and study guides are all available on Canvas/iCollege.




ATTENDANCE & PARTICIPATION (10%)

In order to learn and effectively communicate in Portuguese, you must be in class. Therefore, attendance is mandatory and will be recorded daily on Canvas/iCollege. You will be allowed three (3) unexcused absences, after which one percentage point per absence will be deducted from your final grade. Exceptions to this rule will only apply in case of [Georgia Tech official events](#), religious holidays, [illness and personal emergencies](#). In such cases, you must provide the relevant documentation within one week of the absence day, according to the Institute's regulations (see links above). Three tardies or early departures will count as one absence. Active class participation will also be assessed through Canvas/iCollege discussion boards.



PREPARATION & HOMEWORK (20%)

[MyPortugueseLab*](#)  [Tech Support](#)

You must complete the grammar and vocabulary activities assigned in MyPortugueseLab (MPL) to be able to practice in the classroom. These exercises are always due the day before class by 11:59 PM, after which time all incomplete activities will automatically receive a zero (0), except ONLY for those assignments missed due to an excused absence. Check the MPL calendar regularly so that you can always submit your assignments in time.



ORAL ASSIGNMENTS (10%)

There will be two Effective Communication Assessments (ECA). Students will record themselves responding to questions about topics discussed in class. The instructor will evaluate the activity through a rubric posted on Canvas.



ONLINE QUIZZES (20%)

In order to periodically assess your learning of the material, there will be four online quizzes, at the end of each chapter, administered through Canvas/iCollege. While you will be allowed to use your class notes to help you complete the quizzes, you will not be able to access online materials or your e-book. The quizzes are timed.



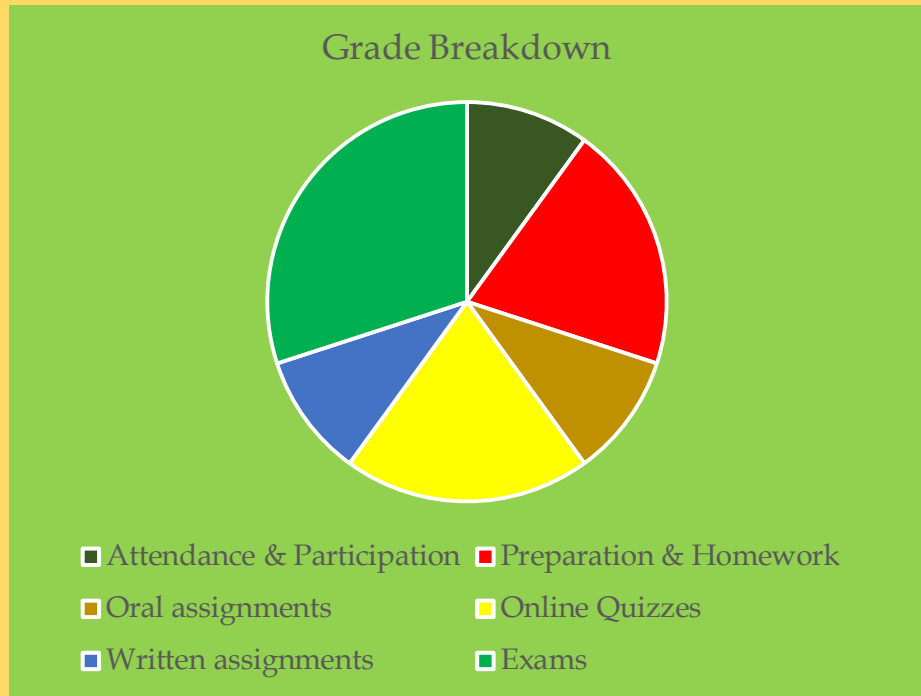
WRITTEN ASSIGNMENTS (10%)

You will write 2 mini-compositions based on topics related to chapter themes and objectives. You will spend time reading the prompt and brainstorming ideas (pre-writing), writing your text based on a problem-solving task, and editing your text (post-writing).

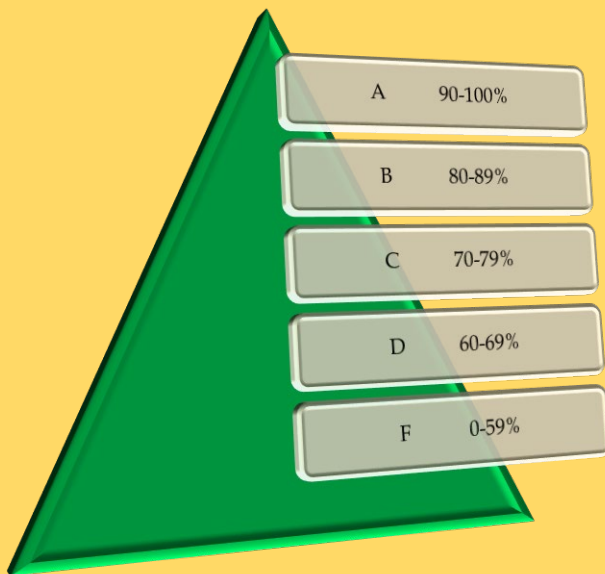


EXAMS (30%)

There will be two online written exams, a midterm (10%) and a final (20%). Both exams will be given through Canvas. The goal of the exams is to assess your ability to assimilate what you have learned about Portuguese language (vocabulary and grammar) and culture. You are also expected to critically respond to and analyze the topics covered in class and in the texts. Tests will consist of writing, listening, and reading sections in which your overall knowledge of the course material is evaluated.



GRADE SCALE



CLASS POLICIES



CELL PHONES, LAPTOPS, AND RELATED TECHNOLOGY

Use of portable technology during class time is **not permitted** except for in-class activities that require Internet access. Please leave your laptop in your bag, turn off your cell phone, and resist the urge to text your mom.



FOOD AND DRINKS IN THE CLASSROOM

Food is **not allowed** in the classroom except for special events prior arrangement has been made with the course instructor. Upon approval for food use, it is your responsibility to assure that the food material is disposed of properly. Drinks must be in a **covered**, twist off top container.



MAKE-UP POLICY

Any work or assessment missed due to **excused** absences will be handled on a case-by-case basis. Assignments may not be made up due to unexcused absences. Late work is **not accepted**.

GENERAL POLICIES



ACADEMIC INTEGRITY

Georgia Tech aims to cultivate a community based on trust, academic integrity, and honor. Students are expected to act according to the highest ethical standards. For information on Georgia Tech's Academic [Honor Code](#). Any student suspected of cheating or plagiarizing on a quiz, exam, or assignment will be reported to the Office of Student Integrity, who will investigate the incident and identify the appropriate penalty for violations.



ACCOMMODATIONS FOR STUDENTS WITH DISABILITIES

If you are a student with learning needs that require special accommodation, contact the [Office of Disability Services](#) at (404)894-2563 as soon as possible to make an appointment to discuss your special needs and to obtain an accommodations letter. Please also e-mail me as soon as possible in order to set up a time to discuss your learning needs.



STUDENT-FACULTY EXPECTATIONS AGREEMENT

At Georgia Tech we believe that it is important to strive for an atmosphere of mutual respect, acknowledgement, and responsibility between faculty members and the student body. See for an articulation of some [basic expectation](#) that you can have of me and that I have of you. In the end, simple respect for knowledge, hard work, and cordial interactions will help build the environment we seek. Therefore, I encourage you to remain committed to the ideals of Georgia Tech while in this class.



GRIEVANCE PROCEDURES

These [procedures](#) are intended to provide students at Georgia Tech a means for setting forth grievances relating to academic matters, intellectual diversity, and grade disputes when they believe that an instructor has acted unfairly or improperly in assignment of grades.



CAMPUS RESOURCES

Check out these student [resources](#) that might help you succeed in any class (e.g. The Center for Academic Success, The Counseling Center, The Division of Student Life, Women's Resource Center, etc.)

 CALENDÁRIO

Semana 1

Objetivos: Introduce students to the course. Discuss housing and household items. Express ongoing actions. Describe physical and emotional states. Use demonstrative pronouns. Objetivos: Identify irregular and reflexive verbs. Distinguish saber from conhecer. Improve reading and comprehension. Talk about the capital of Brazil.

17 de junho	Lição 5: Em casa (190); A casa (192); As tarefas domésticas (194); Utensílios domésticos (223)
18 de junho	Lição 5: Presente progressivo (197); Lugares para morar (200); Estados físicos e emocionais / <i>ter, estar com, ficar com</i> (202);

Semana 2

Objetivos: Introduce students to the course. Discuss housing and household items. Express ongoing actions. Describe physical and emotional states. Use demonstrative pronouns. Objetivos: Identify irregular and reflexive verbs. Distinguish saber from conhecer. Improve reading and comprehension. Talk about the capital of Brazil.

22 de junho	Lição 5: Pronomes demonstrativos adjetivos (205); Presente de <i>dar, ler, ver e vir</i> (209).
23 de junho	Lição 5: Saber vs. Conhecer (214), Verbos e pronomes reflexivos (218).
24 de junho	Lição 5: Horizontes: Brasília e o Centro-Oeste (228) Quiz #1: Lição 5 (Canvas)
25 de junho	Lição 6: Roupa de mulher vs. de homem (234); As estações e as roupas (235).

Semana 3

Objetivos: Learning how to use direct objects. Talking about clothing and shopping. Discussing consumer goods and markets. Talking about past events. Expressing affirmation and negation. Expressing opinions.

29 de junho	Lição 6: Vamos às compras (237); Tecidos e desenhos (237); Pretérito de verbos regulares (241).
30 de junho	Lição 6: Pretérito de <i>ir e ser</i> (243); Pronomes objetos diretos (248).
1º de julho	Lição 6: Tag Questions (253); Por vs. Para (254)
2 de julho	Lição 6: Horizontes: Lisboa, a capital de Portugal (262) Quiz #2: Lição 6 (Canvas) Midterm (Canvas)

Semana 4

Objetivos: Describing physical and leisure activities. Asking and answering questions about weather conditions. Discussing sports and sporting events. Talking about ongoing past events and states. Discussing sports and sporting events. Talking and writing about facts and data. Expressing opinions.

6 de julho	Lição 7: Os esportes (268); Jogadores e equipamentos (269); Um jogo importante (274); O tempo e as estações (271)
7 de julho	Lição 7: Pronomes Objeto indiretos (274); Pretérito irregular (281);
8 de julho	Lição 7: O que aconteceu? (283); O imperfeito (286)
9 de julho	Lição 7: Imperfeito regular e irregular (287); Pretérito e Imperfeito (289)

Semana 5

Objetivos: Talking about holiday activities and religion. Extending, accepting, and declining invitations. Expressing intent.

13 de julho	Lição 7: Horizontes: Esportes no Brasil (299) Quiz #3: Lição 7 (Canvas)
14 de julho	Lição 8: Festas e Tradições (308); Mais dias e datas importantes (309)
15 de julho	Lição 8: Comparações: Desigualdade (314)
16 de julho	Lição 8: Carnaval (331)

Semana 6

Objetivos: Making comparisons. Discussing interpersonal relationships. Talk about the workplace and professions. Discuss job skills and abilities. Ask about professional qualifications and requirements. Making inferences.

20 de julho	Lição 8: Comparações: Igualdade (316); Lição 8: O superlativo (318); Lição 8: Comparações: Desigualdade (314)
21 de julho	Lição 8: Pronomes depois de preposições (323); Lição 8: Pronomes e verbos reflexivos (324); Lição 8: Quiz #4: Lição 8 (Canvas)
24 de julho	FINAL EXAM ONLINE 