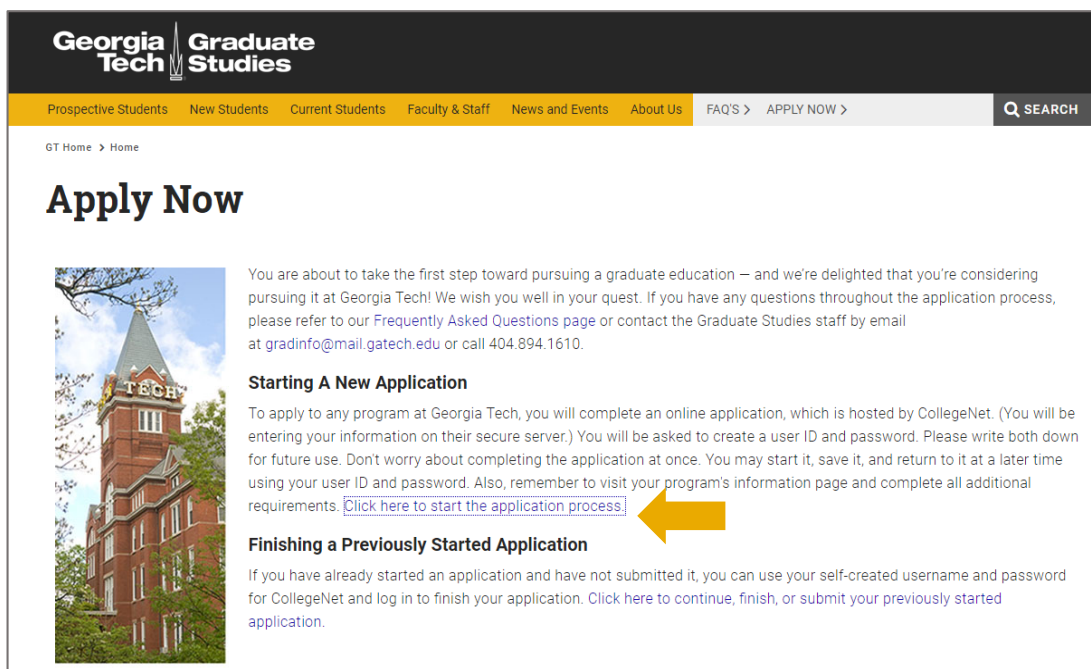


## Professional Master's in Occupational Safety and Health (PMOSH) How to Complete an Online Application

Go to the [Graduate Admissions website](#).

Choose **Click here to start the application process** in the Starting a New Application section.



The screenshot shows the Georgia Tech Graduate Studies website. The navigation bar includes links for Prospective Students, New Students, Current Students, Faculty & Staff, News and Events, About Us, and a search bar. The main content area is titled 'Apply Now' and features a photograph of a Georgia Tech building. The text below the photo reads: 'You are about to take the first step toward pursuing a graduate education – and we're delighted that you're considering pursuing it at Georgia Tech! We wish you well in your quest. If you have any questions throughout the application process, please refer to our [Frequently Asked Questions page](#) or contact the Graduate Studies staff by email at [gradinfo@mail.gatech.edu](mailto:gradinfo@mail.gatech.edu) or call 404.894.1610.'

**Starting A New Application**


To apply to any program at Georgia Tech, you will complete an online application, which is hosted by CollegeNet. (You will be entering your information on their secure server.) You will be asked to create a user ID and password. Please write both down for future use. Don't worry about completing the application at once. You may start it, save it, and return to it at a later time using your user ID and password. Also, remember to visit your program's information page and complete all additional requirements. [Click here to start the application process!](#)


**Finishing a Previously Started Application**


If you have already started an application and have not submitted it, you can use your self-created username and password for CollegeNet and log in to finish your application. [Click here to continue, finish, or submit your previously started application.](#)

Create an account on ApplyWeb with your email, password, and personal information. Please follow the email instructions to activate your account.

Account Email/Username and Password

Email Address    
Your email address is your username


New Password  

Confirm Password  

Personal Information

First Name


Last Name

Date of Birth  



Verify your email address and sign into ApplyWeb with your username and password. Select **Online Application** from the Online Application Menu.

### Online Application Menu

- Getting Started**  
Create a new account or log in using your email address.
  - Create Your Account
  - Account Directions & Information
- Apply Online**  
Get started or continue work on your application today.
  - Online Application 
- Manage Your Account**  
Update your information and keep track of already completed applications.
  - Change Your Password
  - Forgot Your Log In Information?



Proceed through the application sections. Once at the Program Selection section search for **Professional** as your Program of Study. Select **Professional Master's in Occupational Safety and Health**.

### Graduate Admissions

#### Part 1: General Application cont'd

Note: You may select only one program per application.


#### Program of Study

Search for a Program

#### Masters

Professional Masters in Applied Systems Engineering
Professional Masters in Manufacturing Leadership
Professional Masters in Occupational Safety and Health

Page 2 of 12



» Select the term for which you are applying from the dropdown box and click **Save Selection**. Proceed to the next page to continue your application.

The screenshot displays the 'Part 1: General Application cont'd' interface. On the left is a sidebar titled 'Application Sections' with a list of sections: Application Information, Program Selection (highlighted), Enrollment Information, Personal Information, Citizenship Information, Residency Verification, Academic History, Test Scores, Letters of Recommendation, and Additional Information. The main content area is titled 'Program of Study' and includes a search bar with 'professional' entered. Below the search bar are 'Show All Programs' and 'Filter by...' buttons, and a message: 'Click on any organization to display available programs.' A list of 'Masters' programs is shown: 'Professional Masters in Applied Systems Engineering', 'Professional Masters in Manufacturing Leadership', and 'Professional Masters in Occupational Safety and Health' (highlighted). Below the highlighted program is a 'Select Term' dropdown set to 'Fall 2019' and a 'Save selection' button. A yellow arrow points from the search bar to the 'Save selection' button. At the bottom of the page, there are 'Previous Page', 'Save', 'Save & Exit', and 'Next Page' buttons. A yellow arrow points from the 'Save & Exit' button to the 'Next Page' button. The page number 'Page 2 of 12' is centered at the bottom.

» Complete the rest of the application through ApplyWeb. Be sure to save along the way and fully submit the application at the end.